

## Lesson 9 - Tutor's Notes:

*Begin lesson with Recall Questions, Sight Word drills, and / or other review / warm-up activities.  
Review / re-teach vocabulary concepts and rules from previous lesson as needed.*

### New Sight Words:

won      come      any      saw      half      always      now

### Previous Sight Words:


over      were      from      our      both      me      blue  
your      why      how      does      want      more      look  
there      move      where      you      when      go      play  
here      under      what      who      they      only      little

Review Rule: *plural forms of nouns ending in sh, ch, th, s, x, or z use 'es' instead of 's'.*

Phonetic Cards: Review **all** Previously Introduced Cards Every Lesson.

*Previously introduced letter cards b, c, s, t, a, f, m, l, p, n, d, g, h, k, r, j, v, w, i, x, y  
(as a consonant), z, qu, u, o, e, ck*

*Introduce new letter card: digraph sh*



## Lesson 9 – Student Worksheet A

### Sight words – New:

won      come      any      saw      half      always      now

### Sight words – Review:

over      were      from      our      both      me      blue  
your      why      how      does      want      more      look  
there      move      where      you      when      go      play  
here      under      what      who      they      only      little



### Review words - ck:

back      deck      rack      wick      sack      peck      pack  
neck      tuck      lack      dock      sick      buck      lock  
kick      rock      lick      sock      pick      luck      black  
slick      slack      click      clock      flick      cluck      brick

### Review – compound words:

upon      upset      sunup      cannot      sunset      itself      backlog  
upland      setback      upwind      bedrock      jackpot      sunlit      backtrack  
backdrop      blacktop      himself

## Lesson 9 – Student Worksheet B

### New words:

Level I

ship	shin	shop	shot	shut	shed	fish
dish	wish	dash	cash	sham	rush	hush
mush						

Level II

shush	shock	shack	trash	smash	slash	flash
crash	clash	slosh	flesh	fresh	shelf	flush
slush	brush	crush	shaft	shunt		

Level III

shrimp						
--------	--	--	--	--	--	--


### Nonsense words:

shap	fush	hosh	sheck	shick	shish	snish
crish	glish	blish	smush	shemp		

### Phrases:

Level I

in a rush
one dish
for cash
to ship out
any rush
your wish



# Lesson 9 – Student Worksheet C

## Phrases:

Level  
I

your ship

out of the shop

what you wish

under your dish



Level  
II

the shut lock

any fresh fish

a quick hush

from the trash

saw the crash

over the shaft

was on the shelf

a little cash for myself

upon the top shelf



# Lesson 9 – Student Worksheet D

## Phrases:

Level  
III

all new dishes

all the shrimp

half a sack of fresh fish



## Sentences Continued:

Level  
I

Our ship won.

Come fish here.


Do not rush me!

Do shut the blue box.

Come in the shop now.

Why did we rush?

She is at the shack now.



Level  
II

Go lock our shed.

I brush my cat first.

He can splash.

We cannot rush.



## Lesson 9 – Student Worksheet E

### Sentences Continued:

Level  
II

I have half her cash.

We wish they had won.

I saw Kim hit her shin.

I always hit my shin!

I only pick fresh fish.

He can crush a can.



Level  
III

We both want shrimp.

Where are the two brushes?

Sam said to lock the shack now.

I wish I had more plums.

Move the trash yourself!

How fresh are the shrimp?



## **Lesson 9 – Student Worksheet F**

### Sentences Continued:

Does Dad have the dishes?

Was your shop always there?

When do they get on the ship?

We do not have to fish in your pond.

You cannot fish there by yourself.

Jim said they were to shut the shed.

Who is there in back of the shop?

Dad saw the ship smash on the rocks.

Look for fresh fish here at the shop.

We play in the sunlit pond by the shack.

**Level  
III**